



ಬೃಹತ್ ಬೆಂಗಳೂರು ಮಹಾನಗರ ಪಾಲಿಕೆ
Bruhat Bengaluru Mahanagara Palike



BBMP COVID-19 WAR ROOM 28.06.2022



OVERVIEW OF COVID-19 IN BENGALURU



CASE TRENDS

ACTIVE CASES **4,682**

Confirmed Cases

887

18,01,302 #

Recovered Cases

293

17,79,652 #

Death Cases

0

16,968 #



HOSPITALIZATION

81

ICU – V

-

ICU

6

HDU

5

General

70

INCLUDES GOVT. QUOTA AND PRIVATE WALK-IN HOSPITALIZATION



VACCINATION

12,383

1,96,93,375 #

First Dose

2,842

96,74,295 #

Second Dose

4,238

89,51,110 #

Precaution Dose

5,303

8,05,485 #



TRIAGING

MTU

24

Tele Triage

1,307



ACTIVE CLUSTERS

27

Budding Clusters
(<5 Cases)

26

Clusters (> 5 cases)

1



TESTING

17,079

3,04,83,709 #

RAT

3,559

RTPCR

13,520

Positivity : 3.66%

*FOR LAST 7 DAYS

: indicates cumulative numbers till date



ABSTRACT OF COVID-19 SCENARIO IN BENGALURU


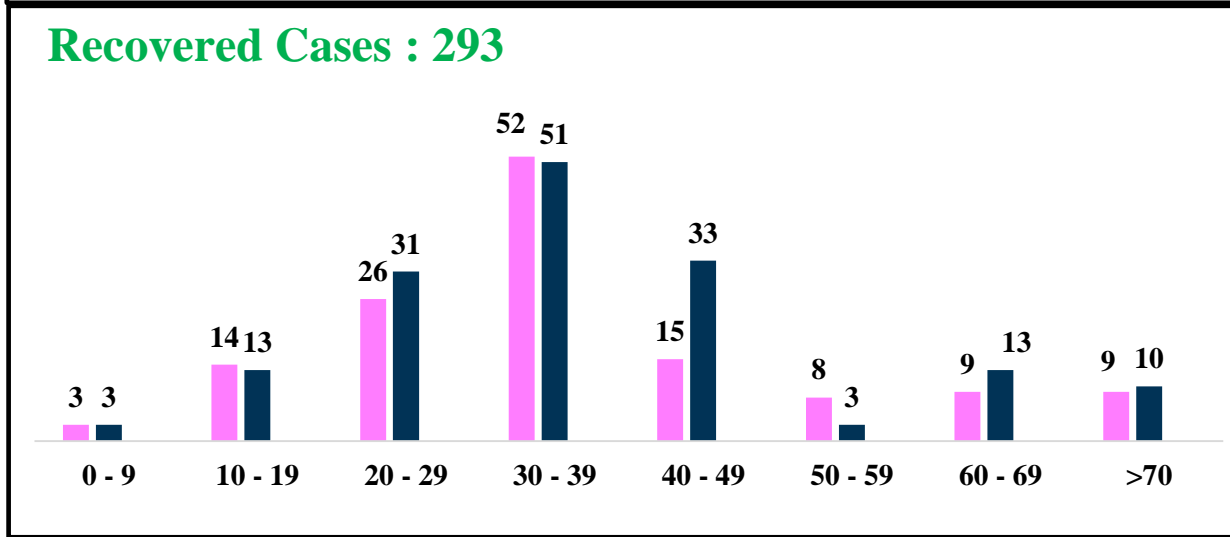
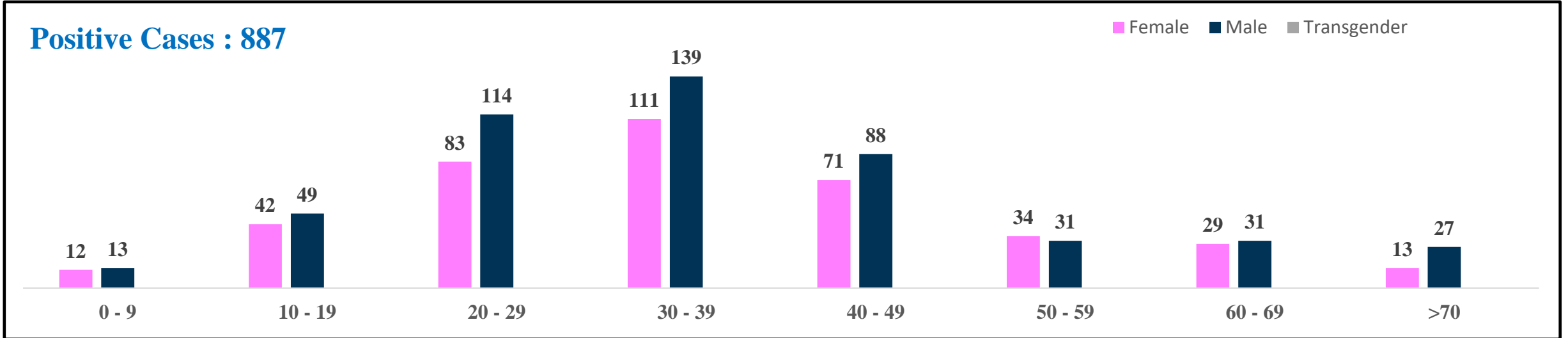


	MALE			FEMALE			TRANSGENDER			TOTAL		
	Last 24 Hours	Last 7 Days	Cumulative	Last 24 Hours	Last 7 Days	Cumulative	Last 24 Hours	Last 7 Days	Cumulative	Last 24 Hours	Last 7 Days	Cumulative
Positive Cases	492	2,203	10,64,786	395	1,825	7,36,321	0	0	195	887	4,028	18,01,302
Recovered Cases	157	2,237	10,50,984	136	1,946	7,28,576	0	2	185	293	4,185	17,79,652
Death Cases	0	0	10,746	0	1	6,218	0	0	4	0	1	16,968
Total Tests Done	In Last 24 hrs. : 17,079			In last 7 days : 1,11,093			Cumulative : 3,04,83,709					
Vaccine Doses Administered	In Last 24 hrs. : 12,383			In last 7 days : 99,747			Cumulative : 1,96,93,375					
ACTIVE CASES									4,682			

*Covid deaths occurred today : 00 | Covid deaths occurred beyond last 24 hrs., reported today : 00

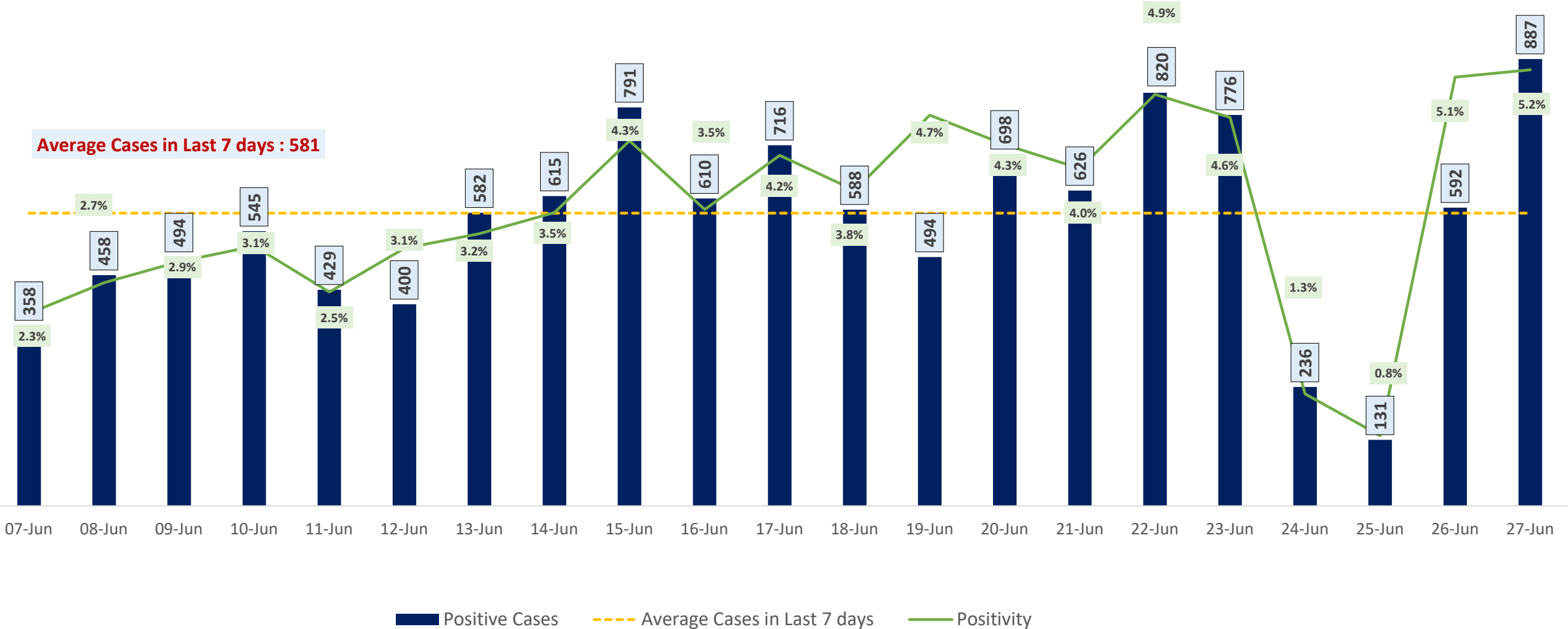


LAST 24 HOURS AGE GROUP AND GENDER WISE DISTRIBUTION





POSITIVITY RATE OF BENGALURU – LAST 21 DAYS

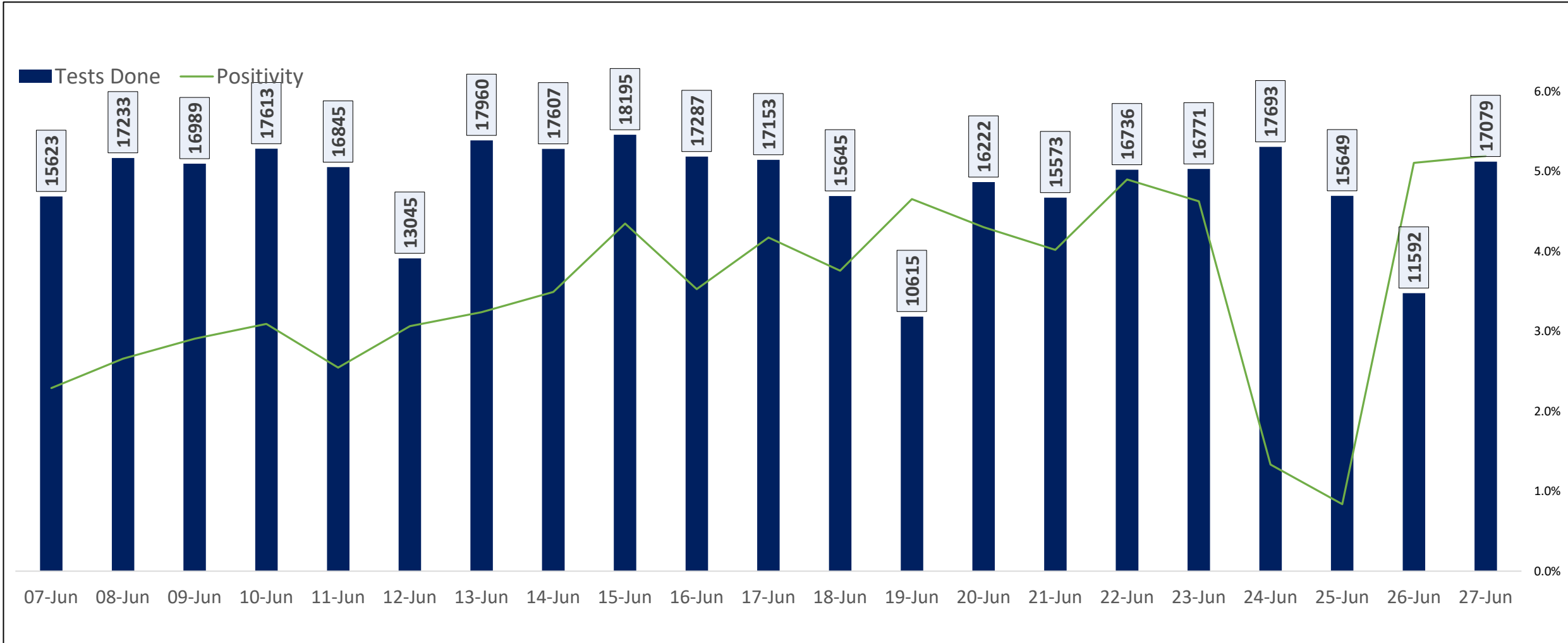




TESTING TRENDS IN BENGALURU

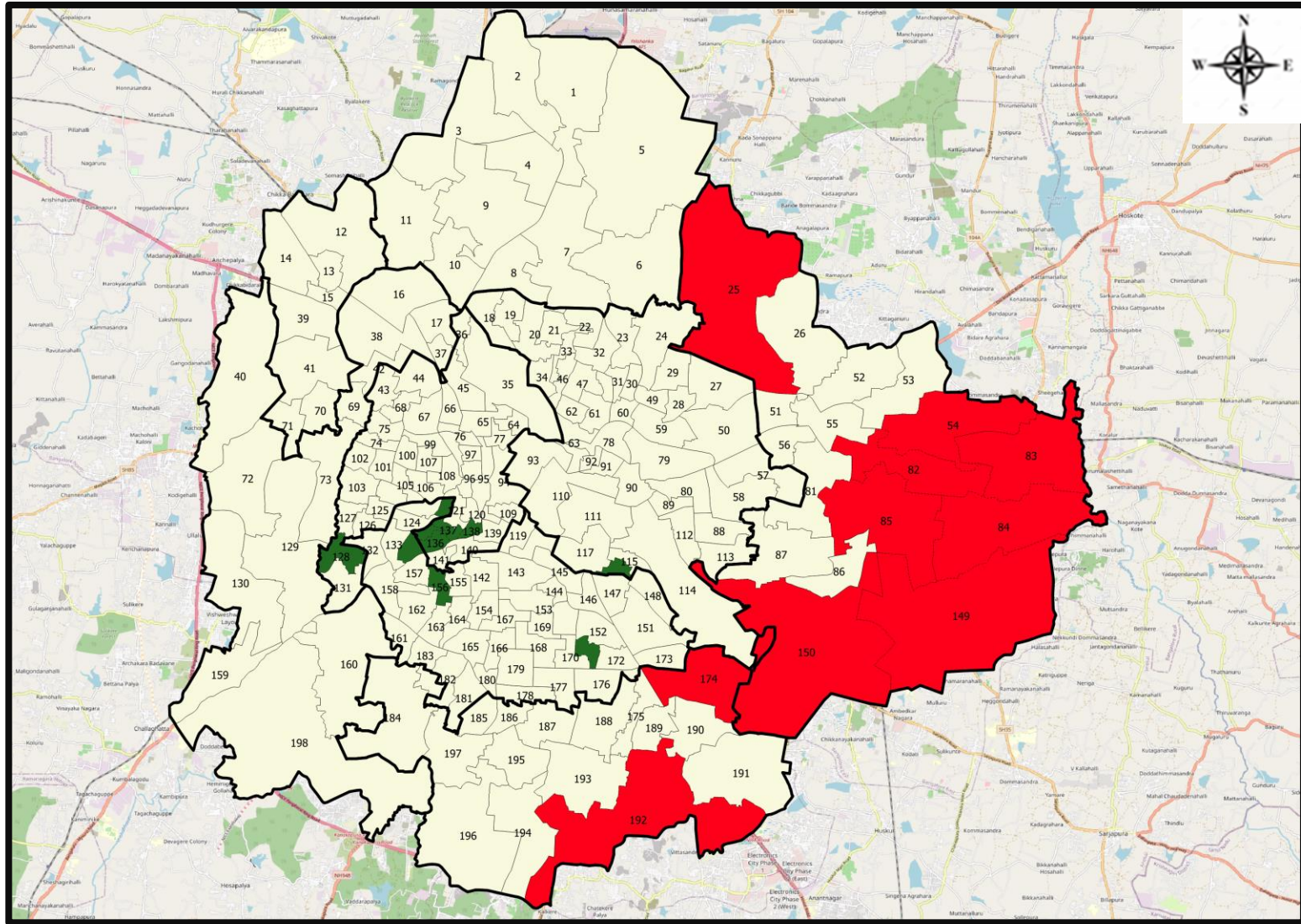


Total Test Conducted Till Date	Test Conducted Last 24 hours	Last 7 Days Average
3,04,83,709	17,079	15,870





BENGALURU URBAN MAP SHOWING TREND OF POSITIVE CASES IN LAST 7 DAYS



Top 10 wards reporting highest number of positive cases in last 7 days

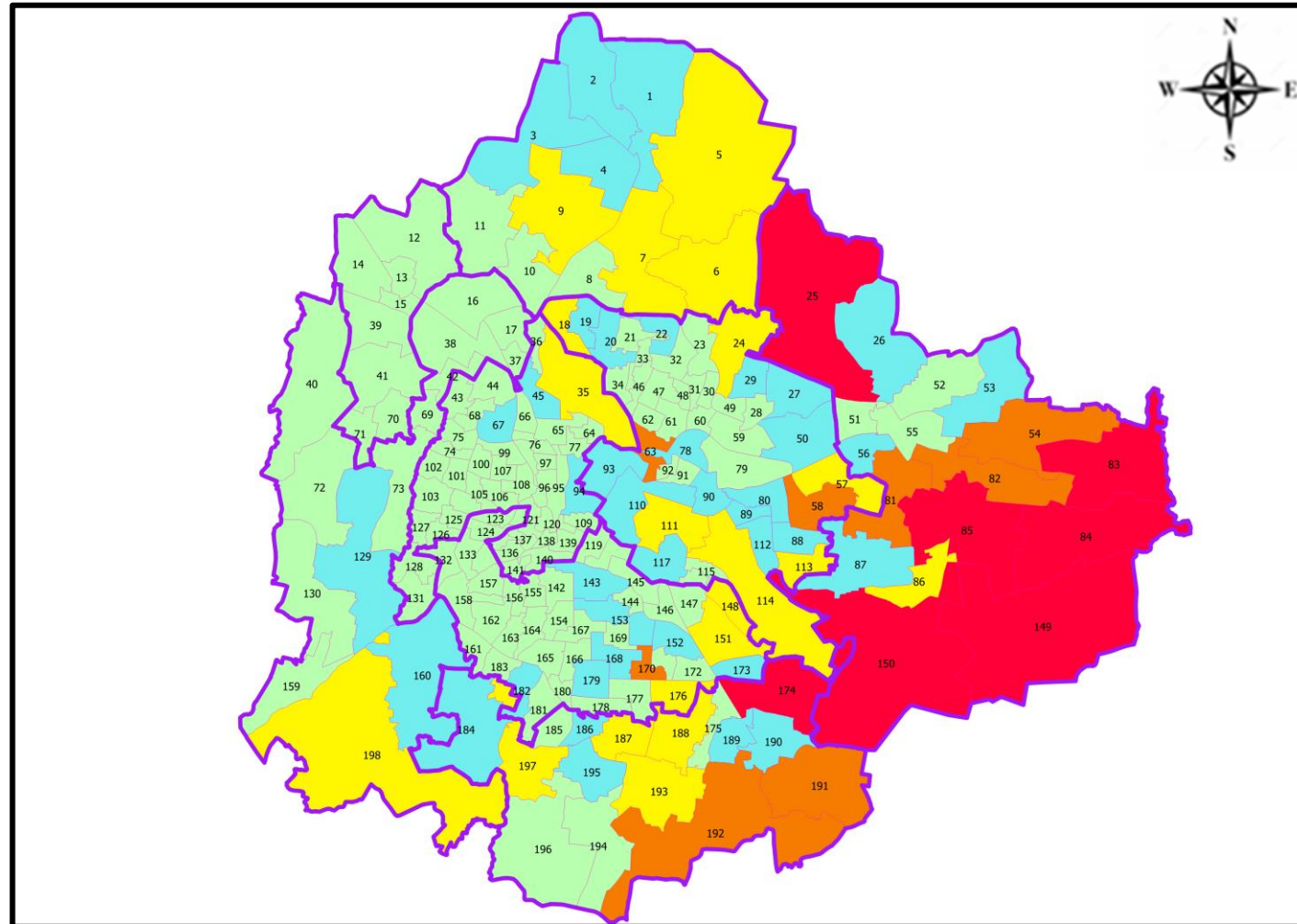
Ward No.	Ward Name	Daily Cases Average
150	Bellanduru	66
83	Kadugodi	36
85	Dodda Nekkundi	31
149	Varthuru	25
174	HSR Layout	21
25	Horamavu	18
84	Hagadur	16
54	Hudi	12
192	Begur	12
82	Garudachar Palya	12







Top 10 wards reporting least number of positive cases in last 7 days

Ward No.	Ward Name	Daily Cases Average
171	Gurappanapalya	0
156	Srinagara	0
138	Chalavadipalya	0
137	Rayapura	0
136	Jagajivanram Nagar	0
135	Padarayanapura	0
134	Bapuji Nagar	0
128	Nagarabhavi	0
122	Kempapura Agrahara	0
116	Nilasandra	0



BENGALURU MAP SHOWING INTENSITY OF POSITIVE CASES IN LAST 7 DAYS



-  **Level 1 : 0 to 10 Cases**
-  **Level 2 : 10 to 25 Cases**
-  **Level 3 : 25 to 50 Cases**
-  **Level 4 : 50 to 100 Cases**
-  **Level 5 : More than 100 Cases**
-  **Zone Boundaries**

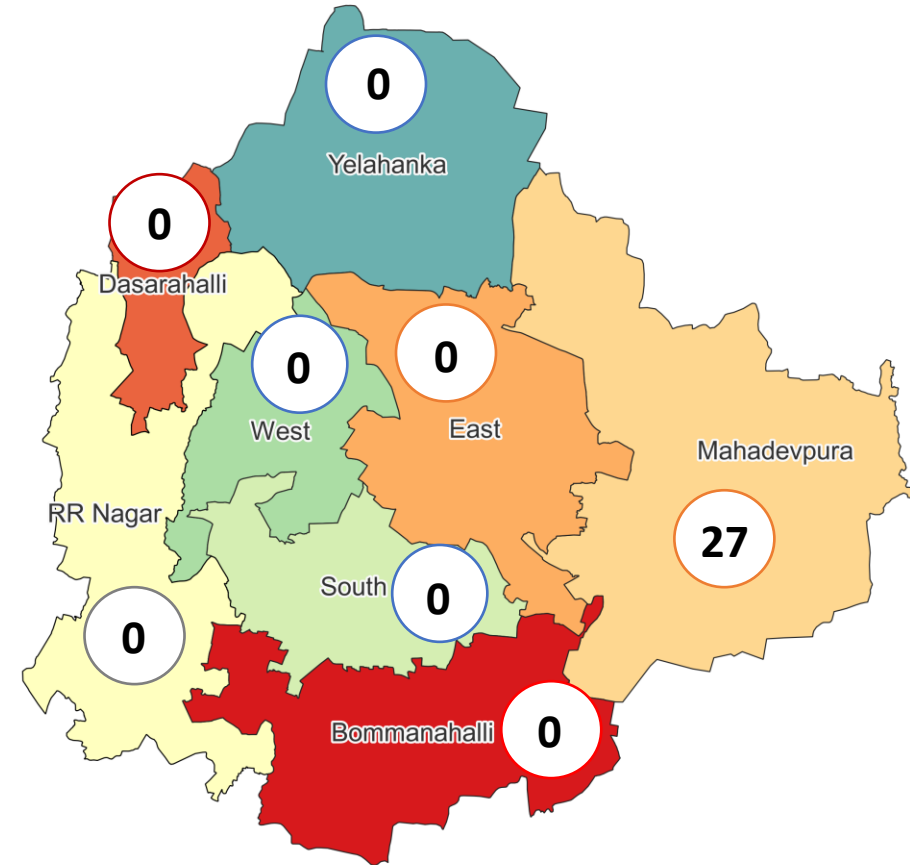


CLUSTER DETAILS



Zone Name	TOTAL CLUSTERS	Budding Clusters	Clusters	Outbreaks
		Less Than 5 Cases	5 To 14 Cases	More Than 14 Cases
BOMMANAHALLI	0 (-)	0 (-)	0 (-)	0 (-)
DASARAHALLI	0 (-)	0 (-)	0 (-)	0 (-)
EAST	0 (-)	0 (-)	0 (-)	0 (-)
MAHADEVPURA	27 (▲6)	26 (▲6)	1 (-)	0 (-)
RR NAGAR	0 (▼1)	0 (-)	0 (-)	0 (▼1)
SOUTH	0 (-)	0 (-)	0 (-)	0 (-)
WEST	0 (-)	0 (-)	0 (-)	0 (-)
YELAHANKHA	0 (-)	0 (-)	0 (-)	0 (-)
TOTAL	27 (▲5)	26 (▲6)	1 (-)	0 (▼1)

Total Active Clusters



Types of Clusters

Zone Name	Apartments/ Villa	Individual House	Hostels/Quarters	Others	Schools/Colleges
BOMMANAHALLI	0 (-)	0 (-)	0 (-)	0 (-)	0 (-)
DASARAHALLI	0 (-)	0 (-)	0 (-)	0 (-)	0 (-)
EAST	0 (-)	0 (-)	0 (-)	0 (-)	0 (-)
MAHADEVPURA	27 (▲6)	0 (-)	0 (-)	0 (-)	0 (-)
RR NAGAR	0 (-)	0 (-)	0 (-)	0 (-)	0 (▼1)
SOUTH	0 (-)	0 (-)	0 (-)	0 (-)	0 (-)
WEST	0 (-)	0 (-)	0 (-)	0 (-)	0 (-)
YELAHANKHA	0 (-)	0 (-)	0 (-)	0 (-)	0 (-)
TOTAL	27 (▲6)	0 (-)	0 (-)	0 (-)	0 (▼1)

▲▼ : Shows increase and decrease in numbers as compared to previous day

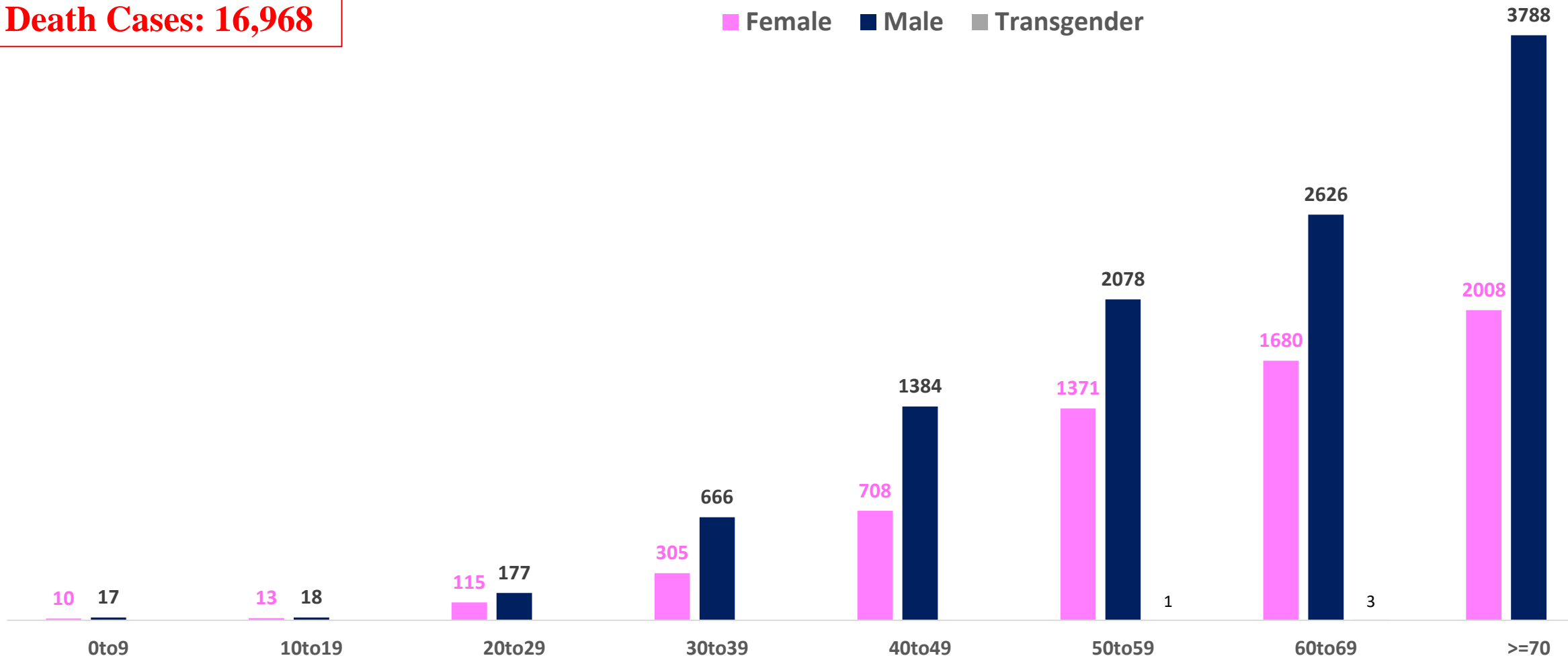


AGE AND GENDER WISE DISTRIBUTION OF DEATH CASES



Death Cases: 16,968

Female Male Transgender





VACCINATION COVERAGE AS ON 27.06.2022



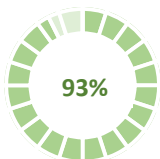
Total Doses Administered

1,96,93,375

▲ 12,383

Total 12-14 years Population : 2.82 Lakhs

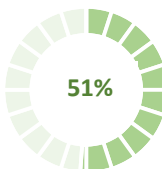
1ST DOSE



93%
2,60,762
Doses administered

▲ 1,918

2ND DOSE

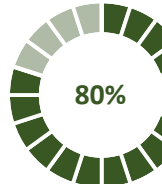


51%
1,44,054
Doses administered

▲ 571

Total 15-18 years Population : 4.42 Lakhs

1ST DOSE



80%
3,53,260
Doses administered

▲ 572

2ND DOSE

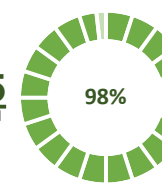


72%
3,16,225
Doses administered

▲ 440

Total adult Population : 91.7 Lakhs

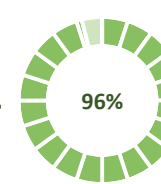
1ST DOSE



98%
90,06,533
Doses administered

▲ 352

2ND DOSE



96%
88,07,056
Doses administered

▲ 3,227

Priority Group*

Health Care Workers

Dose 1

2,10,339

Doses administered

▲ 0

Dose 2

2,06,901

Doses administered

▲ 6

Frontline Workers

Dose 1

3,81,877

Doses administered

▲ 3

Dose 2

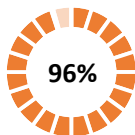
3,73,027

Doses administered

▲ 17

45 – 59 Years Coverage

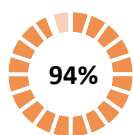
Dose 1



96%
16,94,429
Doses administered

▲ 15

Dose 2

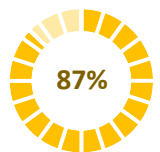


94%
16,66,137
Doses administered

▲ 420

18 - 44 Years Coverage

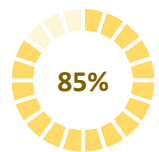
Dose 1



87%
57,39,962
Doses administered

▲ 325

Dose 2



85%
56,01,153
Doses administered

▲ 2,533

60 + Years Coverage

Dose 1



100%
9,79,926
Doses administered

▲ 9

Dose 2



100%
9,59,838
Doses administered

▲ 251

PRECAUTION DOSE



8,05,485

Doses administered

▲ 5,303

PRECAUTION DOSES ADMINISTERED

Health Care Workers

85,688

Booster Doses administered

▲ 305

Front Line Workers

1,06,482

Booster Doses administered

▲ 1,092

60 + Years Coverage

3,52,080

Booster Doses administered

▲ 959

18 + Years Coverage

2,61,235

Booster Doses administered

▲ 2,947

▲ indicates the increase in last 24 hours



COVID-19 SCENARIO IN BENGALURU AND OTHER METROPOLITIAN CITIES



CITY NAME	Positive Cases	Active Cases	Recovered	Deceased	Vaccine Doses Administered
New Delhi	19,32,026	4,553	19,01,217	26,256	3,49,87,976
Bengaluru*	18,01,302	4,682	17,79,652	16,968	2,26,71,050
Mumbai	11,08,801	11,988	10,77,207	19,606	2,14,30,882
Chennai	7,59,139	3,616	7,46,455	9,068	1,06,64,272
Kolkata	4,47,192	272	4,41,264	5,656	1,03,26,422

Source : <https://dashboard.cowin.gov.in/> at 8:30pm (28.06.2022)
Source : <https://www.covid19bharat.org/> at 8:30 pm (28.06.2022)

*includes BBMP & Bengaluru Urban



SNAPSHOT OF COVID-19 CASES IN BENGALURU URBAN



**Total Wards With
< =10 Cases* :
119**

**Tests Conducted
On 27.06.2022:
17,079**

**Recovery
Rate:
98.80%**

**Total
Active Cases :
4,682**

**Total Vaccinated on
27.06.2022:
12,383**

**Positivity
Rate* :
3.66%**

**Active
Rate:
0.26%**

**Case
Fatality Rate* :
0.02%**



*Total positive cases In the past 7 days

*CFR and positivity is for Past 7 days



ಬೃಹತ್ ಬೆಂಗಳೂರು ಮಹಾನಗರ ಪಾಲಿಕೆ
Bruhat Bengaluru Mahanagara Palike



Download BBMP Bulletin	https://apps.bbmpgov.in/covid19/mediabulletin.php
For BBMPCovid19 Bed Status:	https://apps.bbmpgov.in/covid19/en/Bedstatus.php
To register for vaccination :	https://selfregistration.cowin.gov.in/
BBMP COVID19 Dashboard:	https://apps.bbmpgov.in/covid19/
Follow us on:	 www.facebook.com/bbmp.comm1/
	 twitter.com/BBMPCOMM

ಬೃಹತ್ ಬೆಂಗಳೂರು ಮಹಾನಗರ ಪಾಲಿಕೆ
Bruhat Bengaluru Mahanagara Palike

ಕೂರೂನಾ ಸೂಂಕಿನಿಂದ ಸುರಕ್ಷಿತವಾಗಿರಲು

 **ಮುಖಗವಸು ಧರಿಸಿ**

 **ಕೈಗಳನ್ನು ತೊಳೆಯಿರಿ**

 **6 ಅಡಿ ಅಂತರ ಪಾಲಿಸಿ**

 **ಲಸಿಕೆ ಪಡೆಯಿರಿ**

For more information around COVID-19 call the BBMP helpline number 1533

Issued by:

Honorable Chief Commissioner, BBMP
Special Commissioner Health & IT, BBMP
MD, Bengaluru Smart City Limited

THANK YOU !

